

THE ORIGINAL CAMBRIDGE

Self-Scoring



IQ TEST

CERTIFIED VALID FOR AGES 14 TO 75

- ★ Tests 10 Different Intellectual Skills!
- ★ Reveals If You Are A Dominant Left- Or Right-Brain Thinker!

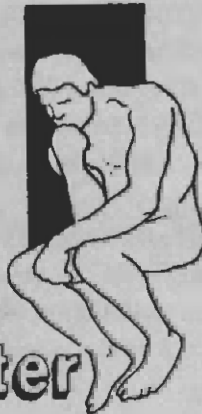
FUN TO TAKE...
EASY TO SCORE

WHAT IS YOUR I.Q. SCORE?

Genius	130 plus
Superior	120 - 129
Bright	110 - 119
Average	90 - 109
Below Average	Below 90

*The Cambridge
Self-Scoring*

I.Q. TEST



Test Master

This test is an exclusive copyrighted product of the author. Copying, reproducing or reprinting any part or all of the material contained within, without the written consent of the company is strictly prohibited.

© Copyright 1993 By Dan Pape
Published By The Magni Group, Inc.
P.O. Box 849
McKinney, Texas 75070
PRINTED IN U.S.A.

ISBN 1-882330-13-7

You and Your I.Q.!

In recent years researchers have learned that the brain, which is divided into left and right hemispheres, has assigned different mental tasks to one side or the other. Highly intelligent people use both their left and right brain in equal balance. Most people, because of social emphasis, schooling and parental training, are left-brain dominant! They are taught from an early age to develop such skills as: speech, language, writing, use of numbers and logic, letting the skills of the right brain, which controls visual-spatial concepts, creativity, mechanics and ESP and intuition, become lazy and underproductive. That explains why we do well on certain mental tasks and poorly on others.

Some children find it difficult keeping up in school because they may be right-brain dominant and have a tough time adjusting to left-brain skills. Since schools emphasize left-brain skill testing, these children are considered "slow learners" and yet they may be no less intelligent.

The left brain can be characterized as being a "spotlight" thinker in that it sees the parts before it sees the whole. It classifies and deciphers information piece by piece and then decides on a whole logical conclusion.

The right brain can be characterized as being a "floodlight" thinker in that it sees the whole before the parts. Although creativity, "the birth of an original idea," begins in the right brain, it is the left brain that systematically analyzes the idea and develops it.

What is Intelligence?

There are many in-depth definitions, but to put it simply: intelligence is the ability of the brain to absorb information and to analyze it accurately and rapidly. Most psychologists today agree that although most of our intellectual skills are genetically inherited, they are influenced by and can be improved through social and environmental learning. The more one develops the skill functions of both the left- and right-brain hemispheres, the more intelligent is that person.

Intelligence tests are used to measure the brain's skills, but in order to be fair and accurate as a measuring tool, intelligence tests cannot evaluate only left-brain skills. Since I.Q. tests are designed to measure how fast you see and react to information and not how much you know, I.Q. test questions should not contain knowledge questions or be culturally or geographically biased.

What Does I.Q. Mean?

Just as one's car cannot exceed speeds greater than its engine's horsepower allows, the human brain cannot respond to information greater than its own ability or capacity. Having an average I.Q. or inabilities and weaknesses in certain mental functions does not mean that one will enjoy a useless and unfruitful life or be unsuccessful in occupational or business pursuits. One doesn't have to push the accelerator of the car to the floor and reach high speeds to enjoy a satisfying ride in the country.

Having command of language, or being able to add numbers quickly, or being orderly logical does not alone make one intelligent. Being creative, mechanically inclined or artistic doesn't, either. Since the human brain is a complex piece of equipment, it controls a multitude of skills and functions. The more proficient one is at using the diversified skills of the brain, the more intelligent one is!

What Will the Cambridge I.Q. Test Do?

This test is one of the most comprehensive and accurate self-scoring I.Q. tests ever offered to the general public! It has been especially designed into 10 subtests in order to measure the skills of both your left and right brain. You will do well on some of these subtests and poorly on others, unless you are a genius! This test will do three things:

- (1) It will give you your personal I.Q. score! (A composite evaluation of all 10 test parts)**
- (2) It will allow you to discover separately and individually where your skill strengths and weaknesses lie.**
- (3) It will indicate whether you are a left- or right-brain thinker, or both — and how dominant one side is over the other, if at all.**

The Cambridge IQ test has been created from IQ test parts and scoring charts formerly used by the U.S. Government. The Cambridge IQ test has not been standardized and does not represent itself to be a clinical test. Its purpose is to provide an indication of one's IQ score and should not be used as a clinical value. Keep in mind that this is a self-administered test and that your I.Q. score can be affected and influenced by interruptions, your test-taking mood or your failure to follow testing instructions. Enjoy it! It's fun to take but don't take the results too seriously.

IMPORTANT!!!

READ THIS PAGE CAREFULLY BEFORE STARTING TEST

This Test has been divided into ten (10) parts. Each part will test a different intellectual skill. Read the instructions of each test part carefully and do the sample problems before starting any test part. Try to work in a comfortable, undisturbed atmosphere.

Each test part has been allotted a specific time amount. If you are to achieve an Accurate I.Q. Score, you **MUST** adhere to each time allowance.

Speed and accuracy are the two most important factors of an I.Q. Test. You will be judged only on the number of correct answers. Do not waste time on problem questions. Guessing is better than no answer.

Do not expect to finish all test parts. It is suggested that you have someone time each test part for you so that you may work without interruption. It is not necessary to finish the entire test in one sitting.

You will find scoring instructions, answers, explanations and I.Q. Scores on the pages following the completion of the Test.

Remember! Work fast and do not waste time on problem questions. Keep scrap paper handy.

TEST 1

MEMORY

INSTRUCTIONS

Do not look at the symbols below until you read the instructions. Below, you will find 20 different symbols with an assigned number under each symbol. Study them carefully and concentrate. Try to remember the assigned number that belongs with each symbol. Do not expect to remember them all.

After 1 minute, stop studying and turn the page and write the correct assigned number in the blank spaces below each symbol. You will have 1 minute.

NOTE! You must memorize what number belongs to each symbol because the symbols on the next page will not appear in the same sequence as below.

Study these symbols and their assigned numbers for only 1 minute.

X	△	☆	□	\$	○	∴	◇	⊗	+
1	2	3	4	5	6	7	8	9	10

⌂	Z	=	£	%	?	÷	«»	¢	&
11	12	13	14	15	16	17	18	19	20

TEST 1

MEMORY

Time: 1 Minute.

Place the correct assigned number under each symbol.

⊗	÷	¢	?	◇	\$	○	&	□	☆

£	△	=	⌠	«»	X	∴	Z	%	+

SAMPLE PROBLEMS

TEST 2

PERCEPTION

INSTRUCTIONS

This test deals with sets of numbers and sets of letters. Each number set has one number missing from 0 to 9. Find the number and enter it in the space at the right.

Each set of letters has one letter that appears twice. Find the duplicate letter and enter it in the space at the right.

SAMPLE

4 6 0 3 2 8 5 9 7

1

A P E X C L A T H O N

A

The number 1 is missing from the number set.

The letter A appears twice in the letter set.

DO THESE PRACTICE PROBLEMS NOW

3 9 4 6 1 8 2 7 0

L O P A G R E L I T S

The number 5 is missing from the number set.

The letter L appears twice in the letter set.

If you understand how to do this test part, turn the page and begin Test 2.

Time: 2 Minutes.

Find the missing number. Find the letter that appears twice.

- 1. 6 8 2 0 3 9 7 1 5 _____
- 2. S A P O N I G T R S E _____
- 3. 4 9 3 2 6 1 7 0 5 _____
- 4. C O T E N I P E L A R _____
- 5. 3 7 4 6 9 0 5 1 8 _____
- 6. D A N I P X O L P E F _____
- 7. 2 9 6 0 3 5 8 1 4 _____
- 8. F L A T I N G O S E N _____
- 9. 9 2 7 1 5 8 4 0 3 _____
- 10. S P I R A L E K I J O _____
- 11. 5 1 6 2 7 4 8 9 3 _____
- 12. H A S T I N P A Q E R _____
- 13. 0 6 3 1 8 4 7 2 5 _____
- 14. R U S T C H I L Y A R _____
- 15. 3 6 2 9 1 4 7 5 0 _____
- 16. A P E X O T I K E N M _____
- 17. 4 9 3 1 6 8 5 0 7 _____
- 18. P O C U H A S T I C E _____
- 19. 9 3 6 0 1 8 4 7 5 _____
- 20. Q U I X O T A U N S H _____
- 21. 3 6 1 9 2 7 5 8 4 _____
- 22. P A S H O G I N E S T _____
- 23. 2 4 6 9 7 8 1 3 0 _____
- 24. R A N G E L T O R Z I _____
- 25. 5 9 7 2 4 6 0 3 8 _____

SAMPLE PROBLEMS

TEST 3

WORD COMPREHENSION

INSTRUCTIONS

In each group of 4 words below, one word does not belong because it has the *least* in common with the other 3 words. Circle the word that doesn't belong in the group.

SAMPLE

STAMP

LETTER

ENVELOPE

MAILMAN

The answer is Mailman because it is the only person in the group.

DO THESE PRACTICE PROBLEMS NOW

- | | | | |
|----------|----------|-------|-------|
| 1. GUN | BAYONET | KNIFE | WORD |
| 2. CHESS | CHECKERS | GAME | CARDS |

ANSWERS

1. **Gun.** All are weapons, but gun is the only one that doesn't have a blade.
2. **Game.** The other 3 are all specific games.

If you understand how to do this test part, turn the page and begin Test 3.

Time: 2 Minutes.

TEST 3**WORD COMPREHENSION****Time: 2 Minutes.****Circle the word that least likely belongs in the group.**

- | | | | |
|--------------|------------|------------|------------|
| 1. BUTTER | CHEESE | MILK | EGGS |
| 2. SURGEON | NURSE | PATIENT | DOCTOR |
| 3. SMOKE | FIREPLACE | ASHES | FIRE |
| 4. SAND | BEACH | WATER | SWIM |
| 5. CONTAINER | BOX | CAN | BARREL |
| 6. FATHER | MOTHER | UNCLE | NEPHEW |
| 7. BOWLING | SOCCER | BOXING | BASKETBALL |
| 8. WIDTH | SHORT | TALL | HEIGHT |
| 9. BELT | WALLET | TIE | HAT |
| 10. TRIAL | JUDGE | DEFENDANT | JURY |
| 11. FAST | SLOW | RAPID | SPEED |
| 12. FRAME | PAINT | CANVAS | BRUSH |
| 13. CLOUDY | SUNNY | HUMID | OVERCAST |
| 14. TEACHER | PROFESSOR | UNIVERSITY | STUDENT |
| 15. ROCK | PEBBLE | STONE | BRICK |
| 16. CARGO | SHIP | ANCHOR | HARBOR |
| 17. GUITAR | PIANO | VIOLIN | SAXOPHONE |
| 18. DAWN | NOON | DUSK | NIGHT |
| 19. WIND | RAIN | STORM | SNOW |
| 20. JUDGE | ARBITRATOR | LAWYER | REFEREE |

SAMPLE PROBLEMS

TEST 4






VISUAL DESIGNS

INSTRUCTIONS

Each question below has 5 items in the group. One item in each group does not belong because it has the least in common with the other 4 items. Choose the one that least likely belongs and mark its letter in the space at the right.






CAUTION! Do not waste time on problem questions. WORK FAST!

SAMPLE PROBLEMS

1. (a) **2** (b) **4** (c) **7** (d) **6** (e) **8** _____ (c)
2. (a)  (b)  (c)  (d)  (e)  _____ (b)

1. (c) It is the only odd number in the group.
2. (b) It is the only non round ball in the group.

DO THESE PRACTICE PROBLEMS NOW





























































1. (a) **S** (b) **C** (c) **G** (d) **N** (e) **Q** _____
2. (a)  (b)  (c)  (d)  (e)  _____

ANSWERS

1. (d) It is the only letter with only straight lines.
2. (d) It is the only diagram with the dot in the larger portion.

If you understand how to do this test part, turn the page and begin Test 4.
Time: 2½ Minutes.

Choose the one in each group that least likely belongs.

1. (a)  (b)  (c)  (d)  (e)  _____
2. (a)  (b)  (c)  (d)  (e)  _____
3. (a) **N** (b) **S** (c) **F** (d) **M** (e) **L** _____
4. (a)  (b)  (c)  (d)  (e)  _____
5. (a)  (b)  (c)  (d)  (e)  _____
6. (a) **=3** (b) **≡4** (c) **≡≡5** (d) **≡≡≡6** (e) **≡≡≡≡7** _____
7. (a)  (b)  (c)  (d)  (e)  _____
8. (a)  (b)  (c)  (d)  (e)  _____
9. (a)  (b)  (c)  (d)  (e)  _____
10. (a)  (b)  (c)  (d)  (e)  _____
11. (a)  (b)  (c)  (d)  (e)  _____
12. (a)  (b)  (c)  (d)  (e)  _____
13. (a)  (b)  (c)  (d)  (e)  _____
14. (a) **N** (b) **Z** (c) **H** (d) **T** (e) **X** _____
15. (a)  (b)  (c)  (d)  (e)  _____

SAMPLE PROBLEMS

TEST 5

NUMERICAL SPANNING

INSTRUCTIONS

This test deals with pairs of numbers. Look at each pair carefully. You will find some pairs to be exactly the same and some pairs will not. Place an X between only those pairs of numbers that are NOT IDENTICAL!

SAMPLE

1. 35267 .. X .. 35276
2. 841529 841529
3. 6172931 .. X .. 6172913

The first and third pair of numbers are NOT IDENTICAL, so an X has been placed between them. The second pair of numbers are the same, so no X has been placed between them.

DO THESE PRACTICE PROBLEMS NOW

1. 468321 468321
2. 7173027 7173021
3. 39465173 39465173

ANSWERS

Only the pair of numbers in Problem 2 are NOT IDENTICAL, so an X should have been placed between them.

If you understand how to do this test part, turn the page and begin Test 5.

Time: 1½ Minutes.

TEST 5**NUMERICAL SPANNING****Time: 1½ Minutes.**

Place an "X" on the dotted line between each pair of numbers that is NOT IDENTICAL.

- | | | | |
|-----|---------------------------|-----|-----------------------------|
| 1. | 6732.....6732 | 15. | 45454323554.....45454322554 |
| 2. | 64829.....64827 | 16. | 31727137271.....31727137271 |
| 3. | 35525.....35535 | 17. | 92908299829.....92908299829 |
| 4. | 636116.....636116 | 18. | 16612726166.....16612766166 |
| 5. | 2322323.....2322332 | 19. | 37252572725.....37252572725 |
| 6. | 19024343.....19024343 | 20. | 18232822323.....18232823323 |
| 7. | 282717187.....282717187 | 21. | 72936297927.....72936297927 |
| 8. | 535262652.....535626652 | 22. | 31882831828.....31828331828 |
| 9. | 2770202727.....2770202727 | 23. | 17452537125.....17452527125 |
| 10. | 6066565516.....6065665516 | 24. | 29962966929.....29962966929 |
| 11. | 3712818218.....3712881218 | 25. | 54556465454.....54556456454 |
| 12. | 4454546454.....4454546454 | 26. | 28191982819.....28191982819 |
| 13. | 7173177337.....7173177337 | 27. | 76277162617.....77627716217 |
| 14. | 8929182216.....8929188216 | 28. | 44315132513.....44315132513 |

SAMPLE PROBLEMS

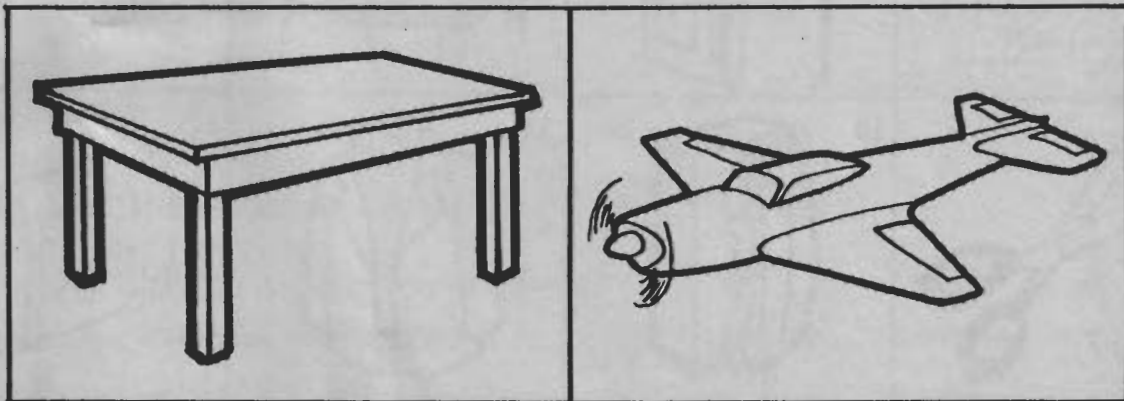
TEST 6

OBSERVATION

INSTRUCTIONS

Draw what is left out in each picture. Do not waste time trying to be an artist. Only one thing has been left out in each picture. Work Fast.

Draw what is missing.



ANSWERS

**Draw the missing leg of the table.
Draw the missing tail of the airplane.**

If you understand how to do this test part, turn the page and begin Test 6.

















Time: 1½ Minutes.

TEST 6

OBSERVATION

Time: 1½ Minutes.

Draw what has been left out in each picture.

1 	2 	3 	4 
5 	6 	7 	8 
9 	10 	11 	12 
13 	14 	15 	16 
17 	18 	19 	20 

SAMPLE PROBLEMS

TEST 7

LOGIC

INSTRUCTIONS

This test requires logical reasoning and deduction. Study each question carefully and consider only the information given. Make no assumptions. Write the letter of your answer in the blank space.

NOTE: Do not waste time on difficult questions!

SAMPLE STATEMENTS

Joan is taller than Mary.

Mary is taller than Jane.

Jane is shorter than Helen.

Helen is taller than Joan.

Alice is shorter than Barbara.

Which conclusion is definitely accurate?

- (a) Mary is taller than Barbara.
- (b) Barbara is taller than Jane.
- (c) Joan is taller than Alice.
- (d) Mary is shorter than Helen.
- (e) None of the above.

ANSWER

(d) Helen is taller than Mary because Joan is taller than Mary and Helen is taller than Joan.

If you understand how to do this test, turn the page and begin Test 7. Work fast.

Time: 10 Minutes.

TEST 7

LOGIC

Time: 10 Minutes.

1. **STATEMENT:** All WONGS are PLATS. No PLATS are GORTS

CONCLUSION: No GORTS are WONGS

The conclusion is:

- (a) True (b) False (c) Not determinable _____

2. **JOHN** is older than **BOB**. **BOB** is younger than **STEVE**. **STEVE** is older than **JOE**. **JOE** is older than **JOHN**. **RAY** is younger than **JIM**.

Which conclusion is definitely accurate?

- (a) **BOB** is older than **RAY**. (b) **JOE** is older than **BOB**. (c) **JOE** is older than **JIM**.
(d) **JIM** is older than **BOB**. (e) None of the above. _____

3. "SPROG KRIPS PLOUT" means WARNING HURRICANE WATCH." "KLOG MING KRIPS" means "BRACE FOR HURRICANE," and "BARAX ed PLOUT DUNIS" means SMALL CRAFT WARNING."

WHAT DOES "SPROG" MEAN?

- (a) CRAFT (b) WATCH (c) BRACE (d) WARNING (e) HURRICANE _____

4. **JUNE** lives 3 miles directly north of **LOIS**.

ANN lives 3 miles directly south of **STACEY**.

STACEY lives 3 miles directly east of **JUNE**.

LOIS lives 3 miles directly west of **ANN**.

IN RELATIONSHIP TO JUNE, WHERE DOES ANN LIVE?

- (a) NW (b) SE (c) NE (d) SW (e) Impossible to tell _____

5. There are five houses on Elm St. Their colors are black, white, blue, brown and green, but not necessarily in that order. The men who live in these houses are Mr. Brown, Mr. Blue, Mr. Green, Mr. White and Mr. Black.

WHO LIVES IN THE BROWN HOUSE? _____

CLUES

1. Mr. White smokes cigars and lives between the blue and white houses.
2. The man in the black house smokes a pipe.
3. The man in the blue house on the corner doesn't smoke.
4. Mr. Green smokes Camels and lives between Mr. White and Mr. Black.
5. Mr. Blue smokes Kools.
6. Mr. Brown lives next to the green house.

SAMPLE PROBLEMS

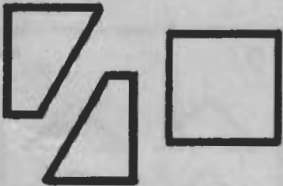


TEST 8

SPATIAL RELATIONS

INSTRUCTIONS




Draw lines in the blank squares at the right to show how the pieces at the left fit into the blank squares. The lines drawn must fill the blank squares completely.

SAMPLE

1. 	2. 	3. 
--	--	--



DO THESE PROBLEMS NOW!

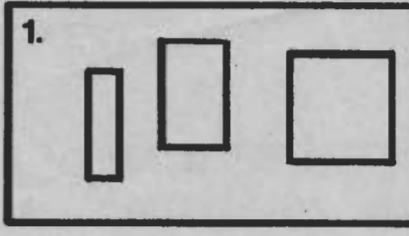
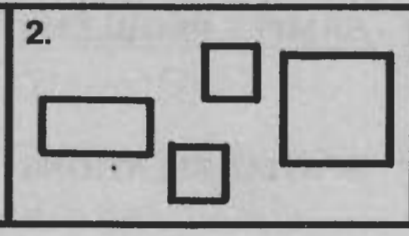
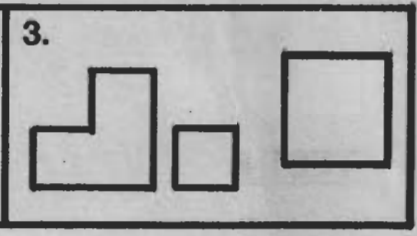
4. 	5. 	6. 
--	--	--

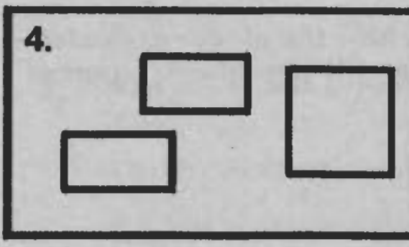
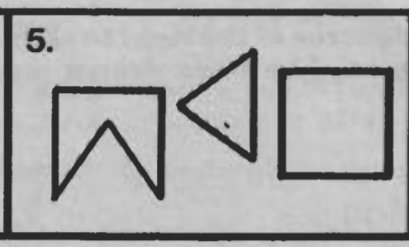
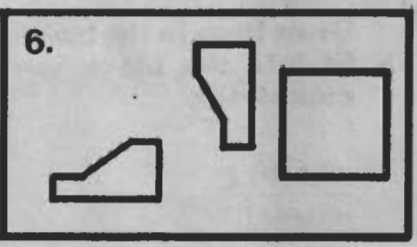
If you understand how to do this test, turn the page and begin Test 8.
Time: 4 Minutes.

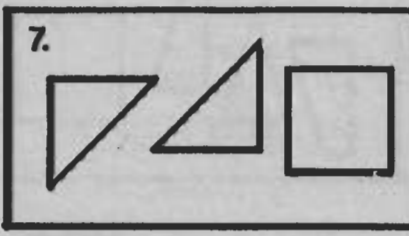

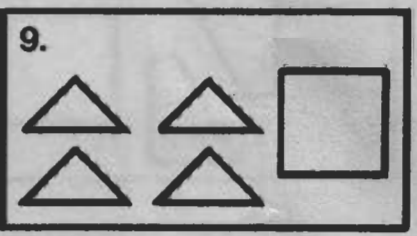
TEST 8

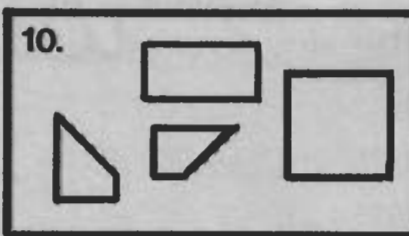
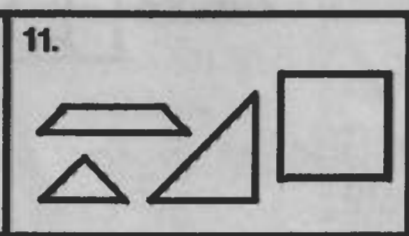
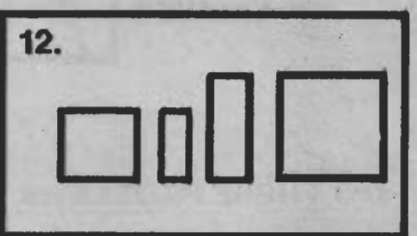
SPATIAL RELATIONS

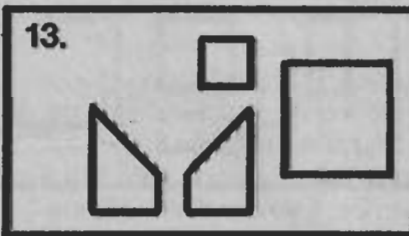
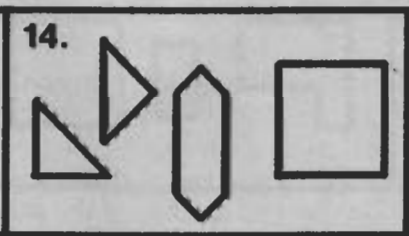
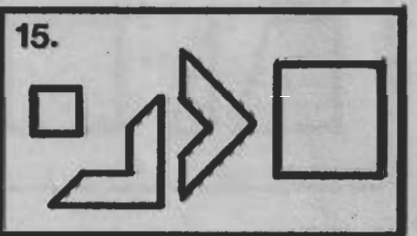
Time: 4 Minutes




1.  2.  3. 

4.  5.  6. 

7.  8.  9. 

10.  11.  12. 

13.  14.  15. 

16.  17.  18. 

SAMPLE PROBLEMS

TEST 9

NUMERICAL SEQUENCES

INSTRUCTIONS

In each set below you are to insert the next number of the sequence in the blank space.

NOTE: The key to these problems is to break down each set of numbers into groups until you observe a pattern or relationship between them. Then apply that pattern formula to the next group and finally to solve the problem.

SAMPLE

1 5 2 6 3 7 4 8

This set should be divided into two number groups. The difference between the first two numbers is 4, so is 4 the difference between the remaining two number groups. Therefore, by adding 4 to the last number 4, you get 8.

DO THIS PRACTICE PROBLEM NOW.

1 4 5 2 5 6 3 6 _____

ANSWER

This set of numbers should be divided into groups of three. Observe the first three numbers: 1, 4 and 5. You add 3 to the first number to get 4, then you add 1 to the second number to get 5. Now look at the next three numbers: 2, 5 and 6. Add 3 to the first number to get 5, then add 1 to the second number to get 6. Now apply that formula so solve the sequence. Add 3 to 3 to get 6, then add 1 to get 7. So 7 is the next number of the sequence. If you understand how to do this test part, turn the page and begin Test 9.

Time: 2½ Minutes

TEST 9**NUMERICAL SEQUENCES****Time: 2½ Minutes****Insert the next item of the sequence in the blank space.**

1. 1 3 5 7 _____
2. 2 5 9 14 _____
3. 10 5 8 4 6 _____
4. 3 3 9 8 4 4 16 15 5 5 25 _____
5. 81 27 9 3 _____
6. 25 5 16 4 9 _____
7. 9 5 6 8 4 5 7 3 _____
8. 2 3 5 3 4 7 4 5 _____
9. 2 13 4 11 6 9 _____
10. 16 4 2 25 5 3 36 6 _____
11. 1 16 2 15 3 14 4 _____
12. 27 9 21 3 16 7 13 _____
13. 6 18 5 15 4 12 3 _____
14. 3 5 8 7 4 6 10 9 5 7 12 _____
15. 1 1 1 1 2 2 2 4 1 5 3 3 9 1 _____

SAMPLE PROBLEMS

TEST 10

CREATIVITY

INSTRUCTIONS

You will find three words in each set below. Your task is to find a fourth word that can be used with each of the three words. In each case the fourth word must be placed after each of the three words or in front of them to form a new, common word. Write your fourth word choice in the blank space.

NOTE: Don't waste time on problem questions!

SAMPLE

FRIEND

CRUISE

MEMBER

SHIP

The answer is SHIP, which is placed after each of the three given words to form:

FRIENDSHIP

CRUISESHIP

MEMBERSHIP

DO THIS PRACTICE PROBLEM NOW!

STAR

POLE

EAST

The answer is NORTH:

NORTH STAR

NORTH POLE

NORTH EAST

If you understand how to do this test, turn the page and begin Test 10.

Time: 3 Minutes.

TEST 10**CREATIVITY****Time: 3 Minutes**

- | | | | |
|-------------|---------|--------|-------|
| 1. BOOK | DEAD | REAR | _____ |
| 2. FINISH | FOUL | PHONE | _____ |
| 3. CUP | SCOTCH | FLY | _____ |
| 4. SUN | SPOT | SEARCH | _____ |
| 5. TURN | HEAD | WEIGHT | _____ |
| 6. MINE | DUST | COIN | _____ |
| 7. PAPER | QUARTER | COME | _____ |
| 8. LOOK | CAST | SIDE | _____ |
| 9. BALL | BATH | BED | _____ |
| 10. PIPE | CORPS | TREATY | _____ |
| 11. JUMP | CHAIR | TIDE | _____ |
| 12. BOARD | LIST | EYE | _____ |
| 13. ENGINE | HOSE | MAN | _____ |
| 14. LEAVES | BAG | PARTY | _____ |
| 15. STREAK | RIBBON | FEVER | _____ |
| 16. SAVINGS | BLOOD | RIVER | _____ |
| 17. RACE | FLY | POWER | _____ |
| 18. SNOW | BASKET | PIN | _____ |
| 19. BUD | GARDEN | BOWL | _____ |
| 20. PRINT | CHEESE | MOON | _____ |

SCORING INSTRUCTIONS

Please check your own test results by looking at the answers on Pages 30, 31 and 32. Count the number of correct answers for Tests 1, 3, 5, 7 and 9 only. This is called your "raw score." Enter your raw score for each of these tests in the appropriate spaces on **Test Summary Chart I** on Page 26. After you finish entering the "raw scores" for the odd-numbered tests, check your answers for Tests 2, 4, 6, 8 and 10 and enter your raw scores on **Test Summary Chart II** on Page 27.

The odd-numbered tests are all left-brain skills and the even-numbered tests are right-brain skills. In addition to learning your total I.Q. score, this scoring procedure will enable you to establish if you have left-brain or right-brain dominant intelligence.

After you determine your raw scores, you must convert them to scaled scores by using the **Scaled Score Conversion Charts** on Pages 26 and 27. Go down each test part column separately and stop at your raw score. Move across horizontally to the **Scaled Score Column** on the extreme left or right. Enter that scaled score on the appropriate **Test Summary Chart**. For example, a raw score for Test 1 might be 5. On page 26, go down Test Column 1 and stop at raw score 5. Move across horizontally to the **Scaled Score Column** and see a scaled score of 11.

After you have determined all your scaled scores, total them for the odd-numbered tests; then do the same for the even-numbered tests. Now you are ready to find your I.Q. score.

Turn to Pages 28 and 29. Find your total **scaled score** for the odd-numbered tests in the extreme left or right columns. Go across horizontally and stop at the age group column that reflects your current age. That number is your I.Q. score for left-brain skills. Example: If your total scaled score for the odd-numbered tests is 55 and you are between 30 and 34 years old, your I.Q. score would be 100.

Now follow the same procedure for the even-numbered tests scaled scores and find your I.Q. score for right-brain skills.

Now add your two I.Q. scores together and divide by 2. The result is your overall I.Q. score. By using the chart on the back cover, you can determine your intelligence bracket.

Do not put too much emphasis on your I.Q. score since all I.Q. tests use different scoring values. For example, this test uses a score of 130 points to establish genius. Some I.Q. tests use 140, or 150, or 160 points to establish genius. So your I.Q. bracket is more important than your I.Q. score.

If there is a difference of less than 5 points between your left- and right-brain I.Q. scores, you show an equal balance of skill command between your left and right brain. You indicate no dominant side.

If there is 5 or more point difference between your two separate I.Q. scores, the one with the higher score is your dominant brain side, and you are either a dominant left- or right-brain thinker. The wider the point difference the more dominant that brain side.

TEST SUMMARY CHART I

LEFT-BRAIN SKILL FUNCTIONS

<u>TEST</u>	<u>RAW SCORES</u>	<u>SCALED SCORES</u>
1.	_____	_____
3.	_____	_____
5.	_____	_____
7.	_____	_____
9.	_____	_____

SUM OF SCALED SCORES: _____

SCALED SCORE CONVERSION CHART

RAW SCORES

SCALED SCORES	TEST 1	TEST 3	TEST 5	TEST 7	TEST 9	SCALED SCORES
1	—	1	—	—	—	1
2	—	2-3	—	—	—	2
3	1	4-5	—	—	—	3
4	—	6-7	1	—	—	4
5	2	8-9	2	—	1	5
6	—	10	3	1	2	6
7	3	11	4	—	3	7
8	—	12	5	2	4	8
9	4	13	6	—	5	9
10	—	14	7	3	6	10
11	5	15	8	—	7	11
12	6	16	9	4	8	12
13	7	17	10	—	9	13
14	8	18	11	5	10	14
15	9-10	19	12	—	11	15
16	11-12	20	13	6	12	16
17	13-14	—	14	—	13	17
18	15-16	—	—	7	14	18
19	17-18	—	—	—	15	19
20	19-20	—	—	—	—	20

TEST SUMMARY CHART II

RIGHT-BRAIN SKILL FUNCTIONS

<u>TEST</u>	<u>RAW SCORES</u>	<u>SCALED SCORES</u>
2.	_____	_____
4.	_____	_____
6.	_____	_____
8.	_____	_____
10.	_____	_____

SUM OF SCALED SCORES: _____

SCALED SCORE CONVERSION CHART

RAW SCORES

<u>SCALED SCORES</u>	<u>TEST 2</u>	<u>TEST 4</u>	<u>TEST 6</u>	<u>TEST 8</u>	<u>TEST 10</u>	<u>SCALED SCORES</u>
1	1	—	1-2	1-2	—	1
2	2	1	3-4	3-4	1	2
3	3-4	2	5-6	5	—	3
4	5-6	3	7-8	6	2	4
5	7-8	4	9-10	7	—	5
6	9-10	5	11	8	3	6
7	11-12	6	12	9	—	7
8	13-14	7	13	10	4	8
9	15	8	14	11	5	9
10	16	9	15	12	6	10
11	17	10	16	13	7	11
12	18	11	17	14	8	12
13	19	12	18	15	9-10	13
14	20	13	19	16	11-12	14
15	21	14	20	17	13-14	15
16	22-23	15	—	18	15-16	16
17	24-25	—	—	—	17-18	17
18	—	—	—	—	19-20	18
19	—	—	—	—	—	19
20	—	—	—	—	—	20

I.Q. SCORES CONVERTED FROM SCALED SCORES

I.Q. BY AGE GROUPING

SUM OF SCALED SCORES	AGES 14-19	AGES 20-24	AGES 25-29	AGES 30-34	AGES 35-39	AGES 40-44	AGES 45-49	AGES 50-54	AGES 55-75	SUM OF SCALED SCORES
10	70	10
11	71	11
12	72	12
13	73	13
14	70	74	14
15	71	75	15
16	72	76	16
17	70	73	77	17
18	71	74	78	18
19	72	75	79	19
20	73	76	80	20
21	74	77	81	21
22	70	76	79	82	22
23	71	77	80	83	23
24	72	78	81	84	24
25	73	79	82	85	25
26	74	80	83	86	26
27	70	75	81	84	87	27
28	71	76	82	85	88	28
29	72	77	83	86	89	29
30	71	.	.	.	73	79	85	87	90	30
31	72	.	.	71	75	80	86	88	91	31
32	73	70	.	72	76	31	87	89	92	32
33	74	71	70	73	77	82	88	90	93	33
34	75	72	72	75	78	83	89	91	94	34
35	76	73	73	76	79	84	90	93	96	35
36	78	75	75	78	81	86	91	94	97	36
37	79	76	76	79	82	87	92	95	98	37
38	80	77	77	80	83	88	94	96	99	38
39	81	78	78	81	84	89	95	97	100	39
40	82	80	79	82	86	91	96	98	101	40
41	83	81	81	84	87	92	97	99	102	41
42	84	82	82	85	88	93	98	100	103	42
43	85	84	83	86	89	94	99	101	104	43
44	87	85	84	87	90	95	101	102	105	44
45	88	86	85	88	92	96	102	103	106	45

I.Q. SCORES CONVERTED FROM SCALED SCORES

I.Q. BY AGE GROUPING

SUM OF SCALED SCORES	AGES 14-19	AGES 20-24	AGES 25-29	AGES 30-34	AGES 35-39	AGES 40-44	AGES 45-49	AGES 50-54	AGES 55-75	SUM OF SCALED SCORES
46	89	87	86	89	93	97	103	104	107	46
47	91	88	87	90	94	99	104	106	108	47
48	92	89	88	91	95	100	105	107	109	48
49	93	90	89	93	97	101	106	108	110	49
50	95	91	90	94	98	102	107	109	111	50
51	96	93	92	95	99	103	108	110	112	51
52	98	94	93	96	100	104	109	111	113	52
53	99	96	94	97	101	105	110	112	114	53
54	100	97	96	99	103	107	111	113	115	54
55	102	99	97	100	104	108	113	114	116	55
56	103	100	99	102	105	109	114	115	117	56
57	104	101	100	103	106	110	115	116	118	57
58	106	102	101	104	108	112	116	117	119	58
59	107	104	103	106	109	113	117	118	120	59
60	108	105	104	107	110	114	118	119	121	60
61	110	106	105	108	111	115	119	121	123	61
62	111	107	107	109	112	116	120	122	124	62
63	112	109	108	111	114	118	122	123	125	63
64	114	110	110	112	115	119	123	124	126	64
65	115	111	111	113	116	120	124	125	127	65
66	116	112	112	114	117	121	125	126	128	66
67	118	114	114	116	119	122	126	127	129	67
68	119	115	115	117	120	123	127	128	130	68
69	121	116	116	118	121	124	128	129	130+	69
70	122	118	118	120	122	125	129	130	130+	70
71	123	119	119	121	123	127	130	130+	130+	71
72	124	120	120	122	125	128	130+	130+	130+	72
73	125	121	122	124	126	129	130+	130+	130+	73
74	126	123	123	125	127	130	130+	130+	130+	74
75	128	124	125	126	128	130+	130+	130+	130+	75
76	129	125	126	128	130	130+	130+	130+	130+	76
77	130	126	127	129	130+	130+	130+	130+	130+	77
78	130+	127	129	130	130+	130+	130+	130+	130+	78
79	130+	128	130	130+	130+	130+	130+	130+	130+	79
80	130+	129	130+	130+	130+	130+	130+	130+	130+	80
81	130+	130	130+	130+	130+	130+	130+	130+	130+	81

* The sum of scaled scores totaling more than 81 determine that you score genius regardless of your age.

ANSWERS AND EXPLANATIONS

TEST 1 Check your own test results.
Score 1 point for each correct answer.

TEST 2 1. (4) 2. (S) 3. (8) 4. (E) 5. (2) 6. (P) 7. (7) 8. (N) 9. (6) 10. (II) 11. (O)
12. (A) 13. (9) 14. (R) 15. (8) 16. (E) 17. (2) 18. (C) 19. (2) 20. (U) 21. (O)
22. (S) 23. (5) 24. (R) 25. (1)
Score 1 point for each correct answer.

TEST 3

1. (EGGS) It is the only non-dairy item.
2. (PATIENT) The others all tend to the patient.
3. (FIREPLACE) The others can exist outside a fireplace.
4. (SWIM) It is the only action word of the group.
5. (CONTAINER) The others are all forms of a container.
6. (MOTHER) The only female of the group.
7. (BOXING) The only non-ball sport.
8. (WIDTH) The only one that is not a form of height.
9. (WALLET) It's the only item that is not worn or exposed outside.
10. (TRIAL) The others are all people. Trial is an event.
11. (SPEED) The others are all forms of speed.
12. (FRAME) The only one that's not a necessary tool to paint a picture.
13. (HUMID) The only one that denotes moisture in the air.
14. (UNIVERSITY) The others are all people.
15. (BRICK) The only one that is man made.
16. (HARBOR) It's a place. The others are things.
17. (SAXOPHONE) The only non-string instrument.
18. (NOON) The only one that occurs at the same time each day.
19. (STORM) The others are types of a storm.
20. (LAWYER) The others are professions that require making rulings.

Score 1 point for each correct answer.

TEST 4

1. (d) The only one that does not have an equal number of dots to its number of sides.
2. (b) Arrows pointing in opposite directions.
3. (b) S is the only curved letter of the group.
4. (e) The only rectangle divided into 5 parts.
5. (a) Is the only one that has two arrow points.
6. (c) The only one with the same number of dashes to its number value.
7. (e) The only design with a black center circle.
8. (b) The only figure with a white space at its top.
9. (a) The only one with 2 dots below the line that appears underneath the circle.
10. (c) The only one whose arrows do not point alternately in different directions.
11. (e) The only design with one eyebrow.
12. (e) The only one with a diagonal line down from left to right.
13. (d) The only one with two dots next to each other.
14. (d) The only letter that would change its identity if turned upside down.
15. (a) The only one with two tic-tac-toe's in its make-up.

Score 1 point for each correct answer.

TEST 5 An X should have been placed between the following pair of numbers only.
2 - 3 - 5 - 8 - 10 - 11 - 14 - 15 - 18 - 20 - 22 - 23 - 25 - 27
Score 1 point for each correct answer marked with X.

TEST 6

Missing things in pictures:

- (1) Eyebrow (2) Tail (3) Goal Post Crossbar (4) Ice Skate Blade (5) Second Step
 (6) Door Hinges (7) Table Mat (8) Door Handle (9) Center Screw (10) Cord
 (11) Buttonhole (12) Handle (13) Knuckle on Middle Finger (14) Oar Locks (15) Ball
 in Hand of Bowler on Left (16) Shadow on Ground at Tree (17) Reflection of Arm and
 Brush in Mirror (18) The State of Florida (19) Trigger (20) Large Diamond in Upper Left.

Score 1 point for each correct answer.

TEST 7

- (a) Change the words to recognizable words. All dogs are animals. No animals are plants. Therefore no plants are animals.
- (b) Joe is older than Bob because John is older than Bob and Joe is older than John.
- (b) The only word common to the first two statements is "HURRICANE." The only coded word common to the first two statements is "KRIPS," therefore "KRIPS" means "HURRICANE." The only word common to the first and third statements is "WARNING" and the only coded word common to the first and third statements is "PLOUT," therefore "PLOUT" means "WARNING." So, if "KRIPS" means "HURRICANE" and "PLOUT" means "WARNING," "SPROG" has to mean "WATCH."
- (b) SE. Draw a map from clues to determine result. See position below.

JUNE
LOIS

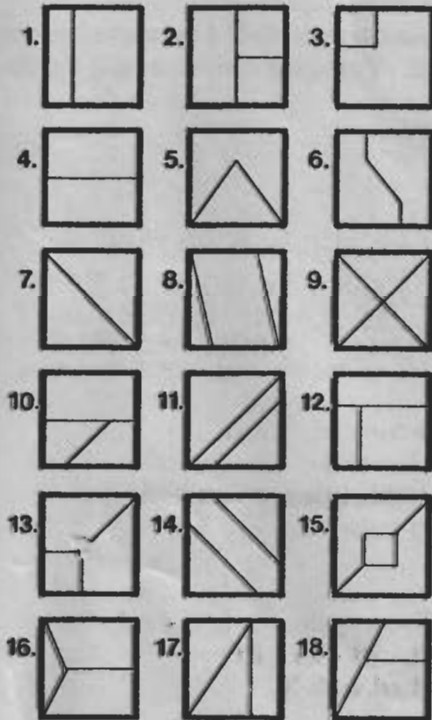
STACEY
ANN

- MR. BLUE. Draw a chart of five separate columns across and number them 1 to 5. Each column will detail three items: the house color, the smoking habit and the name of the occupant. Begin with clue #3 and place "Blue House" and "Doesn't Smoke" in Column 1. Clue #1 places the "White House" in Column 3, and "Mr. White" and "Cigars" in Column 2. Clue #4 places "Mr. Green" in Column 3 along with "Camels" and places "Mr. Black" in Column 4. Now use deduction from Clue #5 to place "Mr. Blue" and "Kools" in Column 5, since the occupant in Column 1 doesn't smoke. Clue #6 places "Mr. Brown" in column 1 and the "Green House" in Column 2, since we already know that Mr. Black is in Column 4 and doesn't live next to the Green house. Mr. Brown does.

CONCLUSION: The brown house is in Column 5 and Mr. Blue is the occupant.

Score 1 point for each of the first four questions and 3 points for Question #5.

TEST 8



Drawings may face different directions.
Score 1 point for each correct answer.

ANSWERS AND EXPLANATIONS — Continued

TEST 9

1. **(9)** Progression of odd numbers.
2. **(20)** The difference between the first two numbers is 3. The difference between the second and third numbers is 4. The difference between the third and fourth numbers is 5, so that 6 must be the difference between the fourth and fifth number. $14 + 6 = 20$.
3. **(3)** Divide this sequence into sets of two numbers. The second number is one-half of the first number.
4. **(24)** Divide numbers into groups of four. Multiply the first and second numbers to get the third number, then subtract one from the third number to get the fourth number.
5. **(1)** Each number in regression is divided by 3.
6. **(3)** Divide into sets of two numbers. The second number is the square root of the first number.
7. **(4)** Divide into sets of 3 numbers. From the first number subtract 4 then add 1 to get the third number.
8. **(9)** Divide into sets of 3 numbers. The sum of the first two numbers equals the third number.
9. **(8)** The first, third and fifth numbers indicate a progression of two. The seventh number therefore will be 8.
10. **(4)** Divide into sets of 3 numbers. The second number is the square root of the first. Then subtract two to get the third number.
11. **(13)** Starting with the second number, every other number goes down by one.
12. **(4)** Divide into sets of 2 numbers. The sum of the digits of the first number equals the second number. The sum of the digits of $13 = 4$.
13. **(9)** Divide into sets of 2 numbers. The first number multiplied by 3 equals the second number.
14. **(11)** Divide into sets of 4 numbers. Add the first and second numbers to get the third, then subtract 1 from the third number to get the fourth number.
15. **(10)** Divide into sets of 5 numbers. The first number multiplied by the second number equals the third number. The fourth number added to the third number equals the fifth number.

Score 1 point for each correct answer.

TEST 10

1. END 2. LINE 3. BUTTER 4. LIGHT 5. OVER 6. GOLD 7. BACK
8. OUT 9. ROOM 10. PEACE 11. HIGH 12. BLACK 13. FIRE 14. TF
15. YELLOW 16. BANK 17. HORSE 18. BALL 19. ROSE 20. BLUE

Score 1 point for each correct answer.

Check to see if you allowed 3 points for Question #5 on Test 7.

ABOUT THIS TEST!

The CAMBRIDGE I.Q. TEST is one of the most comprehensive, most accurate self-scoring I.Q. Tests ever published for the general public! At your convenience and in the privacy of your home you will discover what you've always wondered about! Your personal I.Q. Score!!

The human brain, which is divided into two hemispheres, has assigned specific mental skills to either side. Since most people are either left- or right-brain dominant, it explains why we do well on certain mental tasks and poorly on others.

This elaborate 10-part test will tap into and measure the multiple skill functions of both your left and right brain sides, and not only will provide you with your total I.Q. score, but it will allow you to determine if you are a left- or right-brain dominant thinker!

Take an unusual journey into your thought control center and discover how smart you really are! It's a fun test to take and comes complete with testing and scoring instructions and answers and explanations to all questions.



Test Master

ARE YOU A LEFT- OR RIGHT-BRAIN THINKER?

Left-Brain Skill Functions

- Memory
- Numbers
- Speech
- Language
- Computation
- Logic
- Analysis
- Sequence
- Time

Right-Brain Skill Functions

- Intuition—ESP
- Visual—Spatial
- Fine Arts
- Creativity
- Mechanics
- Rhythm and Music
- Emotions—Attitudes
- Physical Coordination
- Space



ISBN 1-882330-13-7

PRINTED IN U.S.A.